



"GPS 631" | Flat top pontoon – 63,00m x 16,50m x 3,50m

General:

IMO number	9740275
Type of Vessel	Damen Stan Pontoon 6316
Flag	Dutch
Basic functions	For deck and ro-ro cargo, available in a wide variety of sizes for all waters.
Descriptive note	Bottom strengthened for loading and unloading bottom aground.
Classifications	Bureau Veritas, I ✕ HULL, Unrestr. navigation, Unmanned towing.
Year of built	2015

Dimensions:

Length overall	63,04	meter
Breadth overall	16,54	meter
Depth	3,50	meter
Minimum draft	0,64	meter (from underside keel)
Maximum draft	2,75	meter (from underside keel)

Capacities:

Lightship weight	612,54	ton
Gross tonnage	946	ton
Net tonnage	285	ton
Deadweight max.	2.184	ton
Clear deck area	1.032	m ²
Deck load	15	ton/m ²

Construction:


Deck plating	16 mm, extra heavy deck
Number of compartments	19 void spaces: 3.491 m ³

Deck:

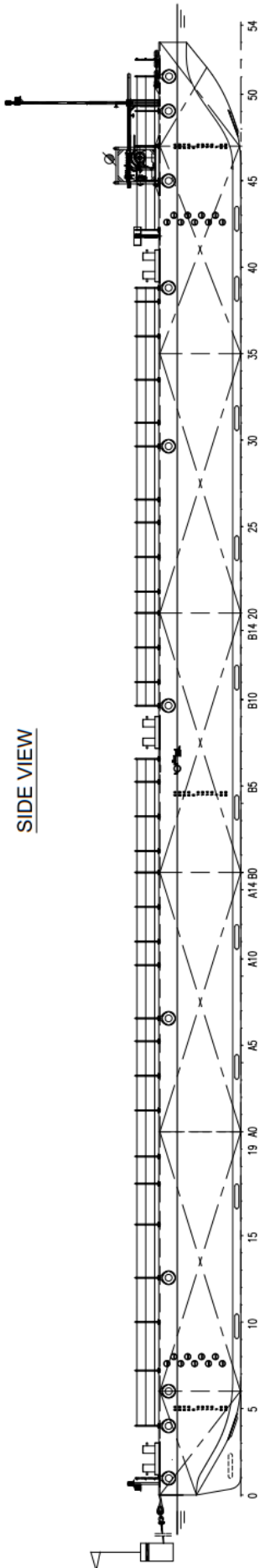
Spud arrangements	4x, 2x each side ø 870 x 20 mm
Ramp	Ramp recess at bow (8 x 1,5m) and stern (8 x 1,5m)
Lifting eyes	Four lifting eyes flush with main deck and covered with bolted steel plates to lift the pontoon
Railing	Removable stanchions + wire
Anchor winch on bow	HHP 765 kg anchor, electric
Fendering	Tyre fender system
Bollards	6x double bollards
Boarding ladders	Recessed ladders 2x PS & 2x SB
Manholes	Flush type single pt. manholes
Towing brackets	2x SMIT brackets
Emergency towing	Flush mounted towing pin in bow
Powerpack (optional)	20 kVA in 10" container

Options:

Towing arrangement	Towing bridle with chains
Spud poles	Spuds with diameter 870 mm
Spud handling arrangement	Hydraulic cylinders
Deck equipment	Cranes and mooring equipment.

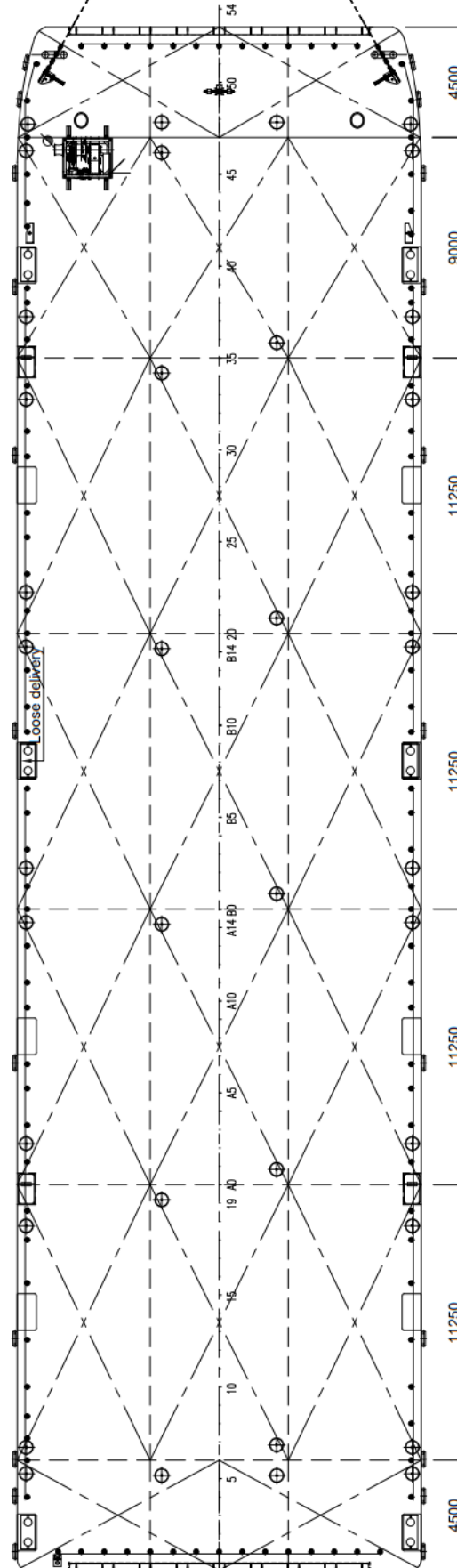


"GPS 631" | General Arrangement



SIDE VIEW

TOP VIEW



AFT VIEW

FRONT VIEW

