



## "ELISA" | Shallow Draft Anchor Handling Tug / Utility Vessel

### Classification / Flag:

Flag / homeport	Gibraltar
Year of built	2017
Classification	Bureau Veritas I $\boxtimes$ HULL $\boxtimes$ MACH Tug <i>Unrestr. Navigation AUT-UMS</i>
Class valid up to	2022
Call sign	ZDSJ5
IMO number	9688879
MMSI	236745000

### Dimensions:

Length O.A.	32,27 meters
Beam / width	9,10 meters
Depth at sides	4,40 meters
Draft (min. – max.)	2,80 – 3,30 meters
Air draft	18,0 meters
Air draft (with mast lowered)	10,8 meters
Gross tonnage	327 GT
Net tonnage	98 NT
Deck cargo cap.	3x 1 TEU
Clear deck area	96 m <sup>2</sup>
Cargo deck load	15 tons per m <sup>2</sup>

### Tank capacities / Transfer:

Fuel oil / gasoil	220.000 liters
Fresh water	40.800 liters
Transfer of fuel oil	40 m <sup>3</sup> /hr
Transfer of fresh water	40 m <sup>3</sup> /hr

### Navigation & Radio:


2x Radar, Echo sounder, 2x ECDIS, V-SAT, AIS, DGPS, Autopilot, SSB, 2x (Magnetic) Compass, Navtex, SART, EPIRB, 7x VHF, 2x Inmarsat-C + GMDSS, GSM, Wind meter, Speed log, 2x Searchlight 2000W

### Machinery / Performances:

Bollard pull	51,6 tons
Max speed	11,6 knots
Main engines	2x Caterpillar 3512C TA/HD
Total output	2.610 kW = 3.500 BHP
Propulsion	Twin fixed propellers in nozzles
Diameter propellers	2,25 meters
Bow thruster	350 BHP, hydraulic driven
Generator sets	2x Caterpillar C-4.4 TA
Generator hydraulic	1x Caterpillar C18 TA-B
Generator power	2x 107.5 kVA, 50Hz, 230/400V

### Deck Equipment:

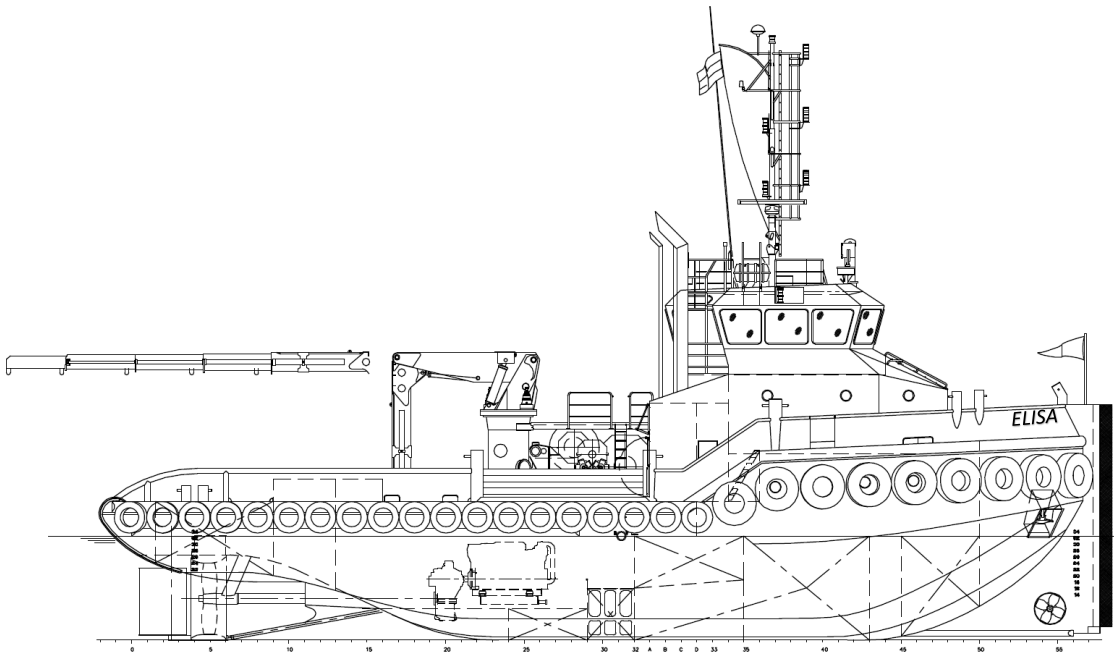
Winch	DMT Waterfall Winch
Towing drum	Pull Force 50 tons at 1 <sup>st</sup> layer Holding F. 150 tons at 1 <sup>st</sup> layer 800 meters x 48 millimeters
Anchor handling drum	Pull Force 100 tons at 1 <sup>st</sup> layer Holding F. 150 tons at 1 <sup>st</sup> layer 600 meters x 48 millimeters
Tuggerwinch	Dromec HPV12000, 12 tons(m)
Towing pins	Double pin, SWL 50 ton
Chain stopper	SWL 75 ton
Push bow	Double Rubber Fender
Coupling winches	2x 60 tons for pushing mode
Stern roller	6 meters x 1,8 meters, SWL 100t
Main marine deck crane	HS Marine AKC 210/16 HE4
Maximum lift capacity	8,0 tons(m) at 16,00 meters



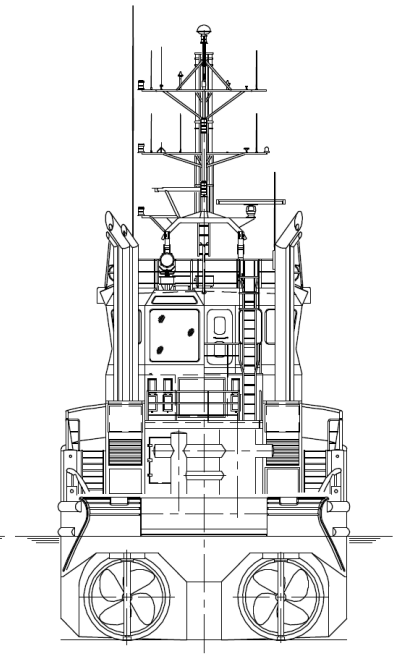
### Accommodation:

Facilities	Airconditioned, 7 bunks (5 crew)
------------	----------------------------------

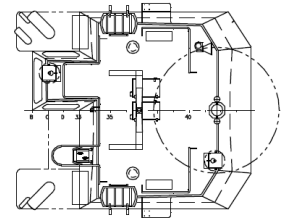
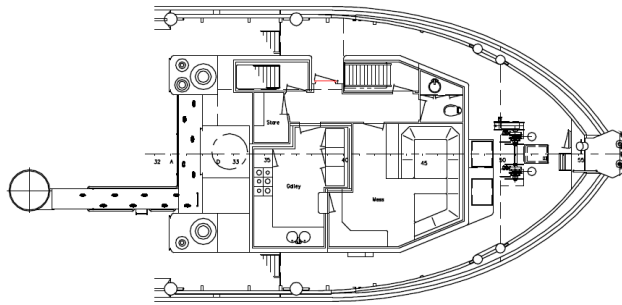
# "ELISA" | General Arrangement



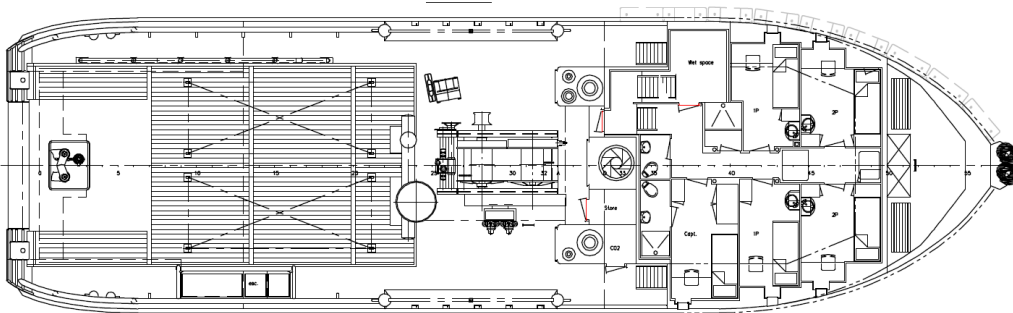
Forecastledeck



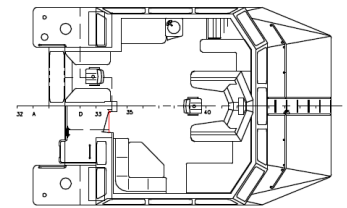
Topdeck



Maindeck



Wheelhousedeck



Below maindeck

