



"DUCHESS" | Shallow Draft Anchor Handling Tug / Utility Vessel

Classification / Flag:

Flag / homeport	UK, Jersey
Year of built	2021
Classification	Bureau Veritas & MCA CAT-0 I X Hull • Mach, Offshore support vessel (Anchor handling), Tug, Unrestr. Nav. • AUT-UMS
Class valid up to	2026
Call sign	MITY4
IMO number / MMSI number	9928944 / 232034026

Dimensions:

Length O.A.	27,05 meters
Beam / width	10,50 meters
Depth at sides	4,25 meters
Draft (min. – max.)	2,80 – 3,00 meters
Air draft (min. – max.)	11,30 – 16,60 meters
Gross & Net tonnage	321 GT/ 96 NT
Clear deck area	75 m ²
Cargo cap.	2x 1 TEU
Cargo deck load	15 tons per m ²

Tank capacities / Transfer:

Fuel oil / gasoil	140.000 liters
Fresh water	30.000 liters
Transfer of gasoil	30 m ³ /hr
Transfer of fresh water	30 m ³ /hr

Accommodation:

Facilities	Airconditioned 7 bunks (5 crew)
------------	------------------------------------

Navigation & Radio:

Radar, Echo sounder, ECDIS, GSM, AIS, Navtex, Autopilot, SSB/DSC, 2x Compass, SART, Speed log, 4x VHF, 2x Inmarsat-C + GMDSS area A3, GPS, Inmarsat-C, 2x Searchlight 2000W

Machinery / Performances:

Bollard pull	41 tons (design bollard pull)
Max speed	11,0 knots
Main engines	2x Caterpillar 3512C HD DITA
Total output	2.610 kW = 3.500 BHP
Propulsion	Twin fixed propellers in nozzles
Diameter propellers	2,25 meters
Bow thruster	200 BHP, Veth, electrical driven
Generator sets	2x Caterpillar C-4.4 TA, 50Hz
Generator power	2x 107kVA, 86ekW, 230/400V
Generator deck equipment	1x Caterpillar C9.3, 60Hz
Generator power	375kVA, 300ekW, 440V, for Bowthruster & E-hydraulic syst.

Deck Equipment (running on biodegradable lubricant oil):

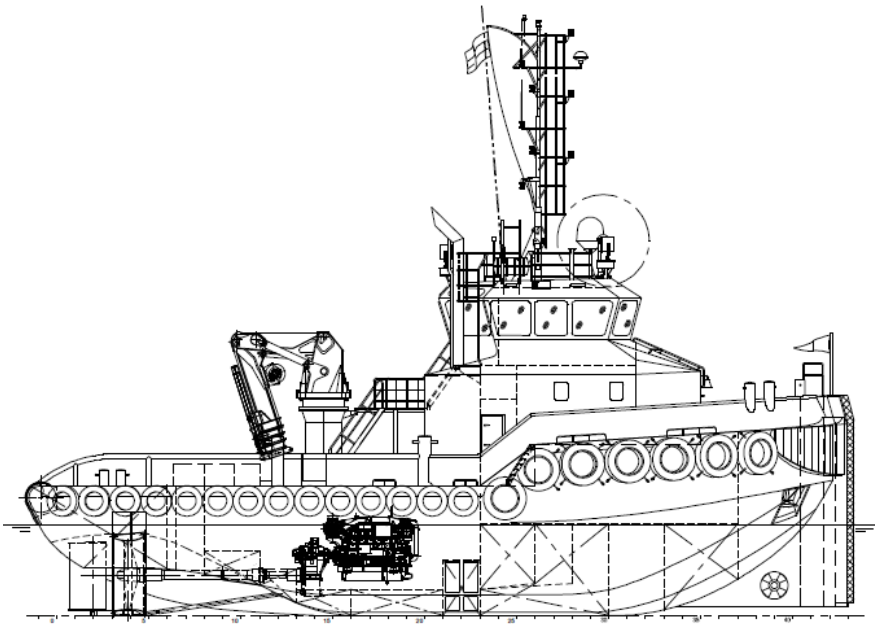
Winch	Kraaijeveld Waterfall Winch
Towing drum	Pull Force 60T, Holding F. 135T 650 meters x 44 millimeters
Anchor handling drum	Pull Force 100T, Holding F. 135T 300 meters x 44 millimeters
Tuggerwinch	Dromec HPV12000, 12 tons(m)
Towing pins	DMC, Double pin, SWL 50 ton
Chain stopper	DMC, SWL 75 ton
Push bow	Double rubber fender suitable for bow landing operations
Hydraulic coupling winches	2x 60 tons for pushing mode
Stern roller	4 mtr x 0,98 mtr, SWL 135t
Moonpool	Integrated in push bow
Main marine deck crane	HEILA HLRM 140-6S
Maximum lift capacity	5,65 tons(m) at 19,03 meters
Crane winch	SWL 5,0 tons with 50 mtr wire

	KG	19700	14450	11350	9350	7800	6550	5650
	M	6,28	8,35	10,42	12,48	14,60	16,82	19,03

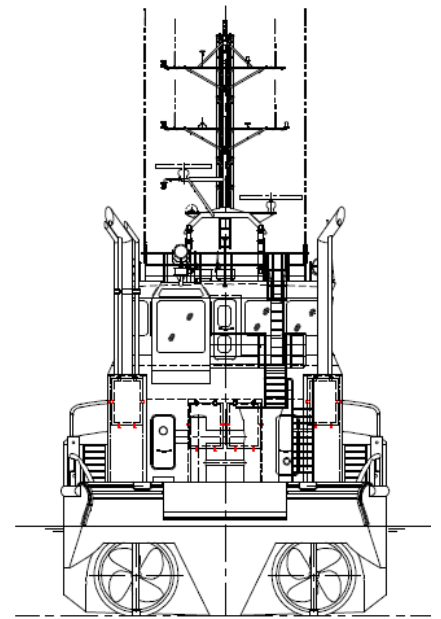
Optional:

A-Frame, 30 tons SWL

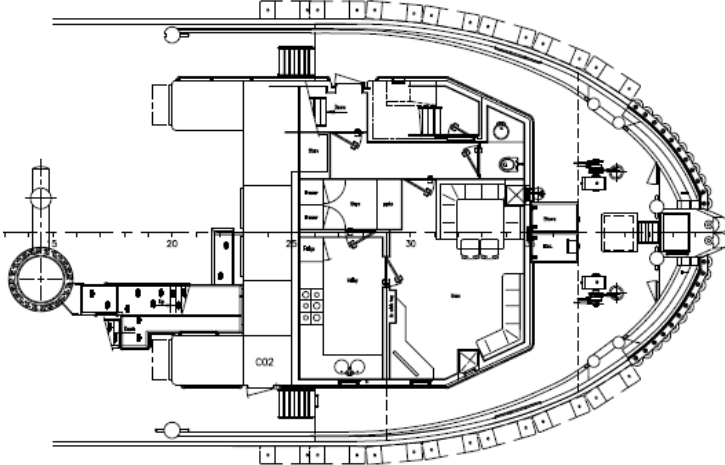
"DUCHESS" | General Arrangement



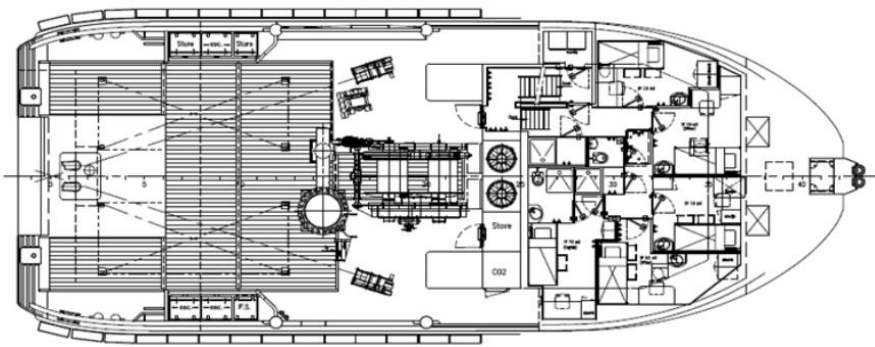
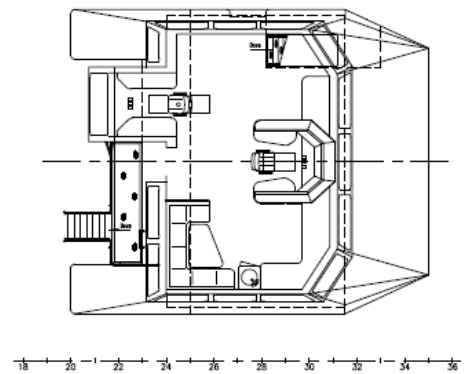
FORECASTLE DECK



BRIDGE DECK



MAIN DECK/TANKTOP



ENGINE ROOM

